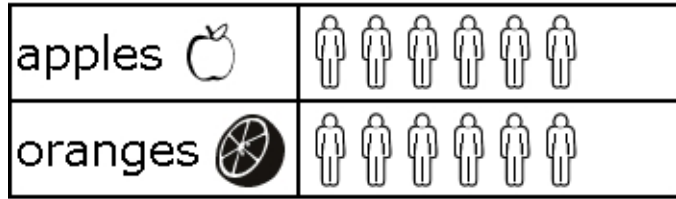



02 Math Practice Graphing

1) Which is true?

Students' Favorite Fruit




 = 1 student

- A) Fewer students picked apples as their favorite food than oranges.
 - B) Students did not pick apples or oranges as their favorite fruit.
 - C) More students picked apples as their favorite food than oranges.
 - D) An equal number of students picked apples as oranges as their favorite fruit.
-

02 Math Practice Graphing

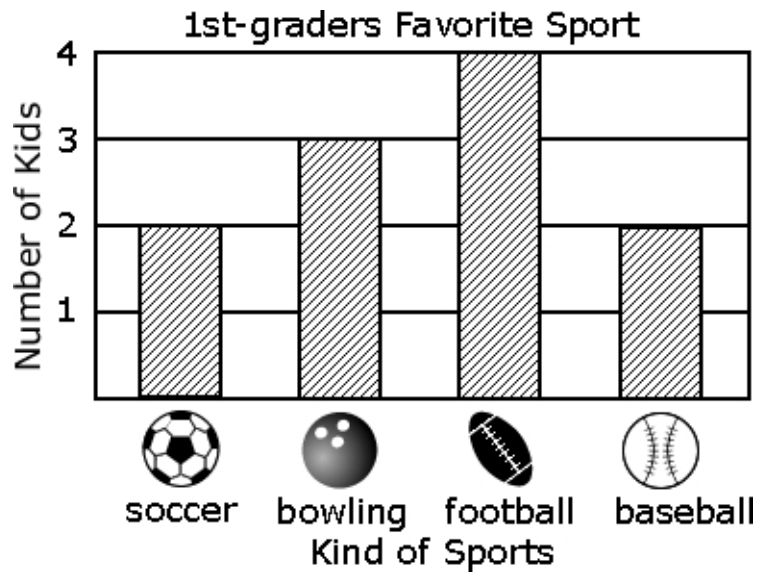
2) Which is right?







- A) The children liked apples most.
 - B) The children liked apples least.
 - C) The children liked bananas less than apples.
 - D) The children liked apples more than oranges.
-

02 Math Practice Graphing


- 3) Which sport did the greatest number of kids say was their favorite?



- A) 
soccer
- B) 
bowling
- C) 
football
- D) 
baseball

02 Math Practice Graphing


- 4) What type of dinosaur is the fewest number of student's favorite?



- A) stegosaurus
 - B) triceratops
 - C) tyrannosaurus
 - D) brontosaurus
-

02 Math Practice Graphing

- 5) How many more students like science fiction movies than funny movies?



- A) 0
- B) 2
- C) 3
- D) 4